



Recapitulation of Damage and Losses

Putting together results of the assessment

J. Roberto Jovel



Summary of Disaster Effects

- To ascertain total disaster effects and to ensure comprehensiveness of assessment
- To provide basis for estimating impact of disaster on overall development, and for designing/modifying public policies to lessen and shorten impact of disaster in the medium and long term
- To provide first idea of priorities for recovery and reconstruction
- To provide solid basis to estimate needs for recovery and reconstruction

Estimation of Total Disaster Effects: Putting the puzzle together



**Total Disaster Effects:
Damage & Losses**



Total disaster effects

- Addition of effects in all sectors of economic activity
- Minus any possible duplications between sectoral estimates
- Possible benefit(s) to be considered and discounted
- Filling in possible gaps in estimations
- Breakdown by
 - Ownership (public vs private)
 - Geo-political regions
 - Sectors
 - Population groupings and gender



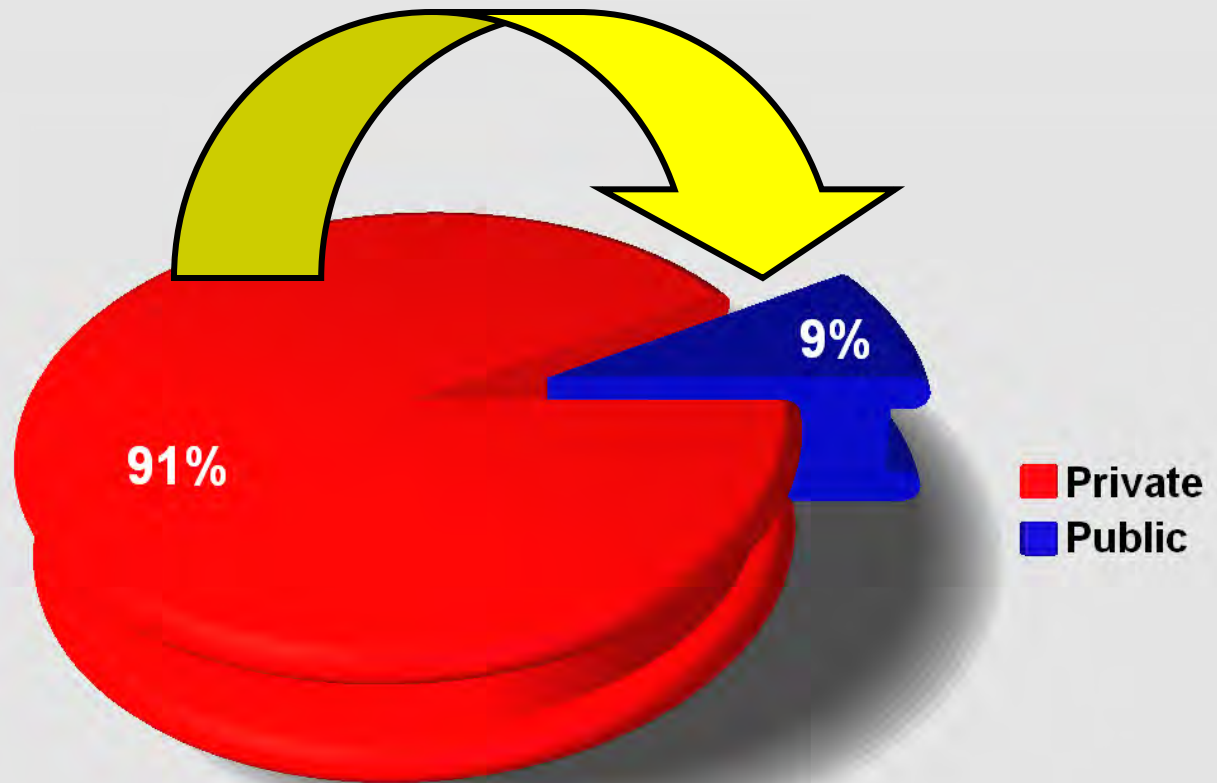
Some Common Duplications to be avoided

- **Agriculture, livestock and fishery losses to be measured at prices paid to producers; not at wholesale or retail market prices**
- **Water supply and sanitation damage and losses to be estimated separately from human settlements or housing sector**
- **Farm roads to be normally included in agriculture and livestock sector; not in transport (unless other arrangements are agreed upon beforehand)**
- **Tourism sector should not include damage to roads or other transport infrastructure and assets**
- **Damage to lands and soils to be included in agriculture sector and in housing, respectively, or**
- **Damage to natural resources to be included in environment, avoiding duplication with other sectors when estimating total damage and losses**

Summary of Damage and Losses for Yemen Floods

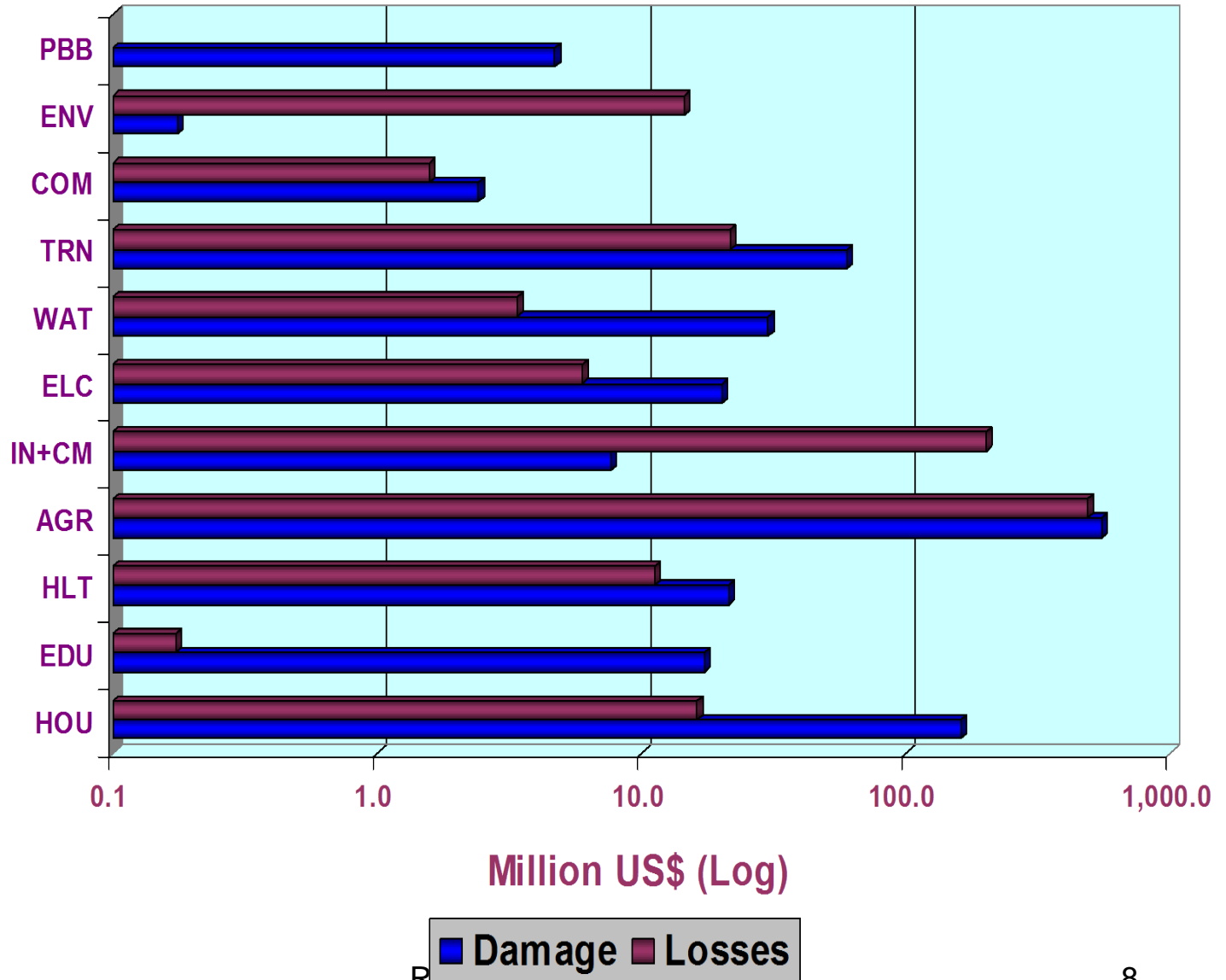
Sector	Sub-Sector	Effects, million US\$	
		Damage	Losses
Social		199.9	27.7
	Housing	161.2	16.2
	Education	17.3	0.2
	Health	21.4	11.3
Productive		557.3	688.1
	Agriculture	549.7	486.5
	Industry and Commerce	7.7	201.6
Infrastructure		112.7	32.6
	Electricity	20.1	6.0
	Water and Sanitation	30.2	3.4
	Transport	60.0	21.6
	Communications	2.4	1.6
Cross-Sectoral		4.9	14.5
	Environment	0.2	14.5
	Public buildings	4.7	0.0
Total		874.8	762.9

2006 Yogyakarta Earthquake Ownership of Total Disaster Effects

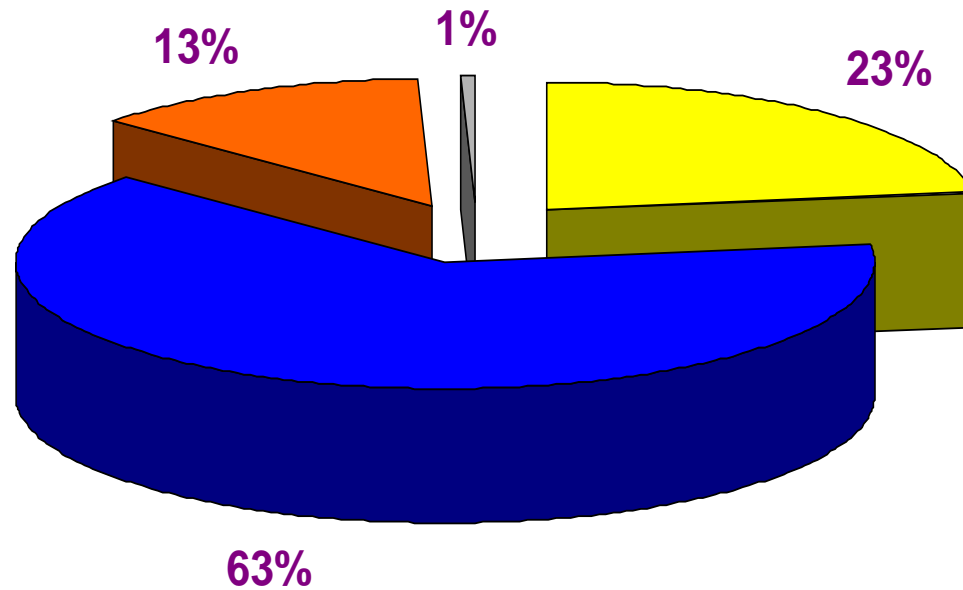


An Indication of Post-Disaster Efforts

Sector Distribution of Damage and Losses in Yemen Floods

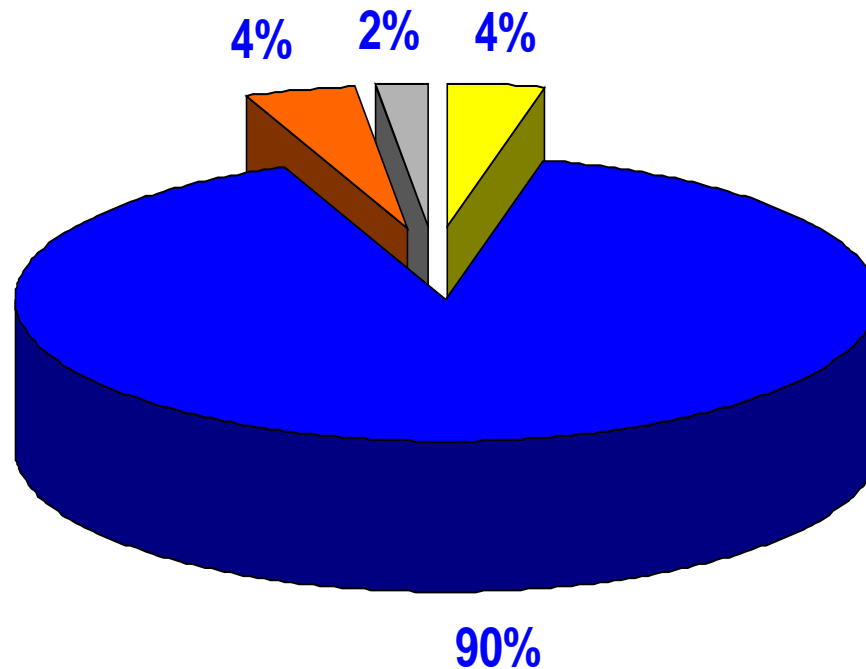


Yemen Floods Sector Distribution of Damage



■ Social ■ Productive ■ Infrastructure ■ Others

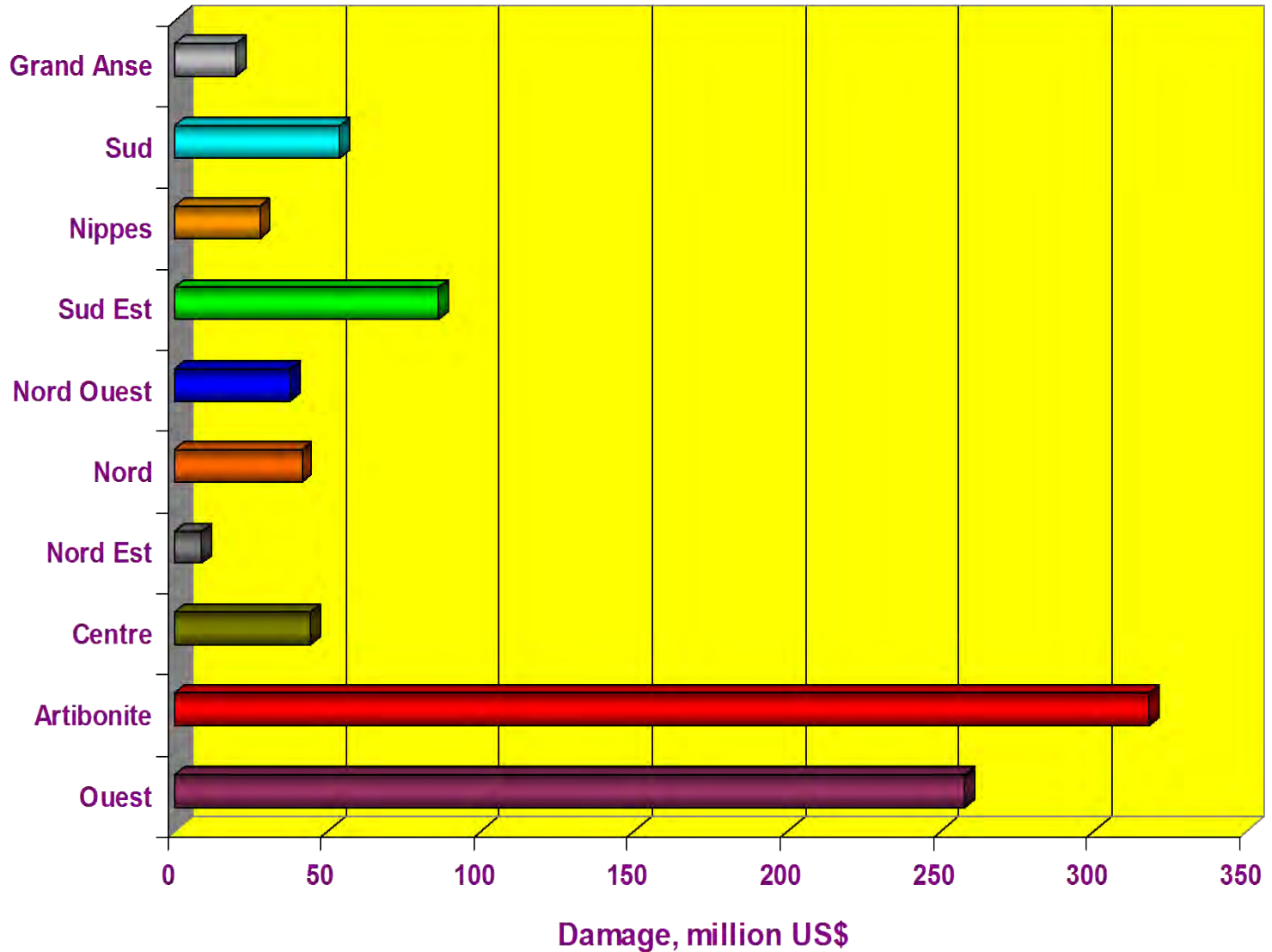
Yemen Floods Sector Distribution of Losses



■ Social ■ Productive ■ Infrastructure ■ Others

2008 Hurricane Season in Haiti

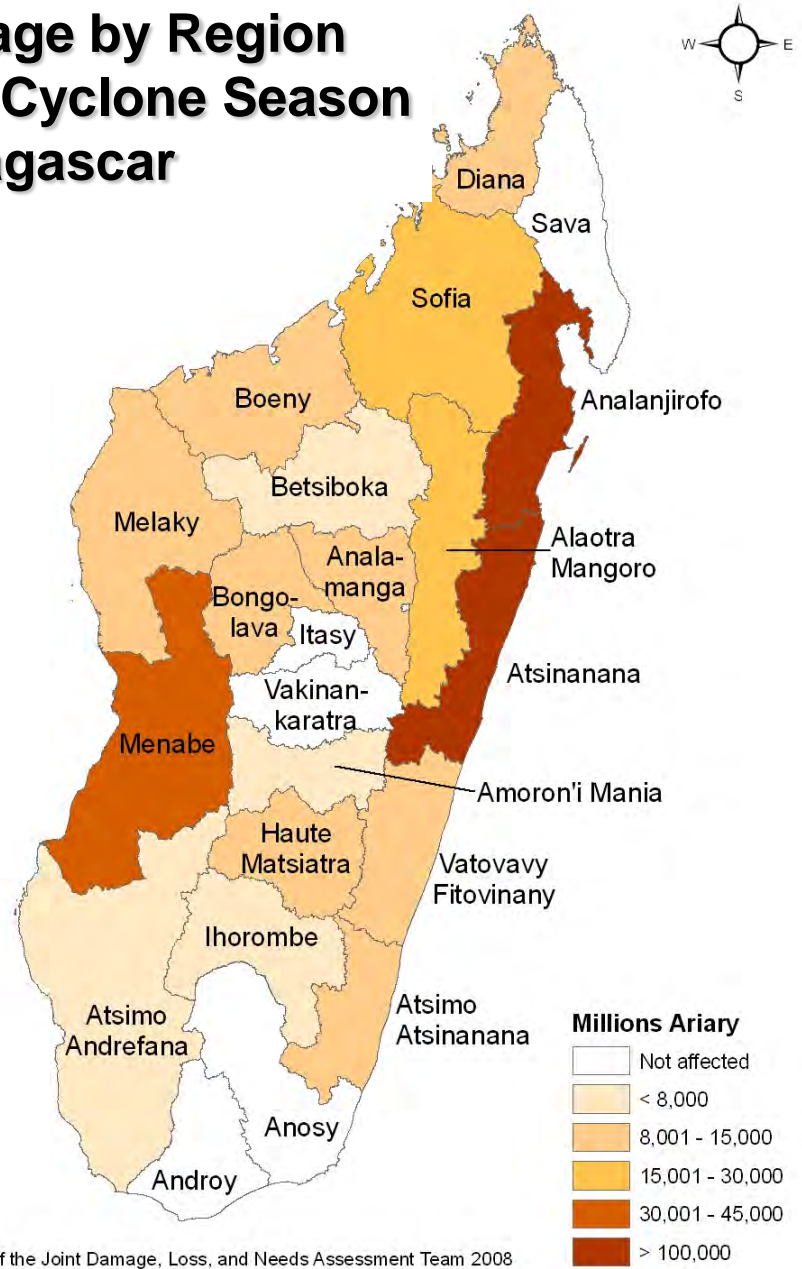
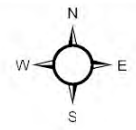
Geographical Distribution of Damage





28Sep05

Damage by Region 2008 Cyclone Season Madagascar



Source: Estimates of the Joint Damage, Loss, and Needs Assessment Team 2008

Thank you!!



rjovel@jovel.org